



## LED FLOOD LIGHT SERIES



### Applicable scope

Used in the park, square, square, bar, hotel and office building exterior wall, floor light, round column square garden trees, roads and other outdoor lighting.

Beam: 120°      Life span: > 50000Hrs      Color temperature: 3000-6500K



LUKFB20    LUKFB30    LUKFB50    LUKFB100    LUKFB150

### Led Flood Light Conventional Technical Parameters

Model	Power	Working voltage	Protection grade	Lamp size	Luminous	LED color
LUKFB20	20W	AC85-265V	IP66	155x185x45mm	90-100Lm	R/Y/B/G/P/W/WW/RGB
LUKFB30	30W	AC85-265V	IP66	180x225x45mm	90-100Lm	R/Y/B/G/P/W/WW/RGB
LUKFB50	50W	AC85-265V	IP66	240x280x45mm	90-100Lm	R/Y/B/G/P/W/WW/RGB
LUKFB100	100W	AC85-265V	IP66	285x330x48mm	90-100Lm	R/Y/B/G/P/W/WW/RGB
LUKFB150	150W	AC85-265V	IP66	340x320x49mm	90-100Lm	R/Y/B/G/P/W/WW/RGB
LUKFB5200	200W	AC85-265V	IP66	375x375x120mm	90-100Lm	R/Y/B/G/P/W/WW/RGB



## LED PANEL LIGHT



### Product Features

Panel lights with light-emitting uniform reflective panel and sealed, made with efficient light guide plate, and aluminum materials.

Apply to hotels, bars, restaurants, cafes, home, interior decoration, and other indoor lighting. Glow even higher illumination.

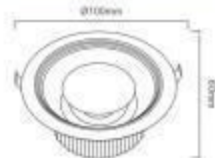


### Led Panel Light Conventional Technical Parameters

Model	Power	Working voltage	Lamp size	Opening	Luminous	LED color
LUKP3R	30W	AC85-265V	Ø260mm/80x80mm	Ø67mm/57x67mm	70-100Lm	W/WW
LUKP3R	50W	AC85-265V	Ø120mm/125x120mm	Ø105mm/105x105mm	70-100Lm	W/WW
LUKP3R	100W	AC85-265V	Ø146mm/146x146mm	Ø138mm/135x135mm	70-100Lm	W/WW
LUKP3R	150W	AC85-265V	Ø174mm/174x174mm	Ø155mm/155x155mm	70-100Lm	W/WW
LUKP3R	30W	AC85-265V	Ø200mm/200x200mm	Ø180mm/180x180mm	70-100Lm	W/WW
LUKP3R	50W	AC85-265V	Ø225mm/225x225mm	Ø205mm/205x205mm	70-100Lm	W/WW
LUKP3R	100W	AC85-265V	Ø300mm/300x300mm	Ø280mm/280x280mm	70-100Lm	W/WW
LUKP3R	150W	AC85-265V	Ø300mm/300x300mm	Ø280mm/280x280mm	70-100Lm	W/WW


**Led Strip Light Conventional Technical Parameters:**

Model	(CT)	Working voltage	Power	LED Qty	Radiation Angle	Ingress Protection	Packaging
LUKDD2538-60	3000-6500K	220V	≪4.4WM	60pcs	120°	IP65	100m/Roll
LUKDD2538-120	3000-6500K	220V	≪8.8WM	120pcs	120°	IP65	100m/Roll
LUKDD2538-180	3000-6500K	220V	≪13.2WM	180pcs	120°	IP65	50m/Roll
LUKDD2538-60 RGB	RGB	220V	≪4.4WM	60pcs	120°	IP65	100m/Roll
LUKDD5050-60	3000-6500K	220V	≪14.4WM	60pcs	120°	IP65	100m/Roll
LUKDD5050-60 RGB	RGB	220V	≪14.4WM	60pcs	120°	IP65	100m/Roll
LUKDD5630-60	3000-6500K	220V	≪15WM	60pcs	120°	IP65	100m/Roll
LUKDD9528-60-12	3000-6500K	12V	≪4.4WM	60pcs	120°	Ip20	5m/Roll
LUKDD5050-60-12	3000-6500K	12V	≪14.4WM	60pcs	120°	Ip20	5m/Roll
LUKDD5050-60-12 RGB	RGB	12V	≪14.4WM	60pcs	120°	Ip20	5m/Roll



Material: Aluminum+Glass  
 Input Voltage: AC85V-265V  
 Light Source: COB  
 CRI: >75  
 Beam Angle: 120°  
 Power Factor: >0.5  
 Life Span: >35000h


**Led COB Downlight Conventional Technical Parameters:**

Model	Power	Luch	Lamp size	Open size	Service life	Luminous
LUKCOB3	5W	3	Ø110xH40mm	Ø87	35000H	90-100Lm
LUKCOB7	10W	4	Ø124xH60mm	Ø110	35000H	90-100Lm
LUKCOB15	15W	5	Ø170xH74mm	Ø145	35000H	90-100Lm
LUKCOB20	20W	6	Ø193xH78mm	Ø165	35000H	90-100Lm
LUKCOB30	30W	8	Ø223xH90mm	Ø195	35000H	90-100Lm



## LED STREET LAMP SERIES



### Scope Of Application

Widely Used In Highway, The Main Road And Branch Road, road, Park, Square, Park Road, Pedestrian Streets, Parking Lots, Streets, Communities, Factories, Schools, Residential, Garden Road Lighting.



LUKD-05

LUKD-06

LUKD-07

### Led Street lamp Conventional Technical Parameters

Model	Power	Working voltage	Lamp size	Service life	Protection grade	Luminous	Lighting material
LUKD-05	50/60W	AC85-265V	L580xW230xH90mm	50000H	IP65	100-130Lm	压铸铝
LUKD-06	100W	AC85-265V	L680xW265xH90mm	50000H	IP65	100-130Lm	压铸铝
LUKD-07	150/180W	AC85-265V	L810xW265xH90mm	50000H	IP65	100-130Lm	压铸铝
LUKD-08	160/200W	AC85-265V	L980xW305xH90mm	50000H	IP65	100-130Lm	压铸铝

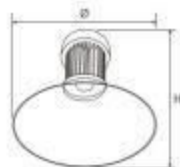


## LED HIGHBAY



### Product Features

Ten lamp body is made of high quality aluminum, anodic oxidation, tensile reflector radiator cooling performance. Imported high brightness single high power LED light source, it has high thermal conductivity, low luminous decay, pure light color, no heavy shade.



### Led Highbay Conventional Technical Parameters

Model	Power	Working voltage	Lamp size	Service life	Protection grade	Luminous	Lighting material
LUKG-007	120W	AC85-265V	Ø500xH75mm	50000H	Ip60	100-120Lm	铝材+透镜
LUKG-008	150W	AC85-265V	Ø500xH75mm	50000H	Ip60	100-120Lm	铝材+透镜
LUKG-009	180W	AC85-265V	Ø500xH75mm	50000H	Ip60	100-120Lm	铝材+透镜
LUKG-010	210W	AC85-265V	Ø500xH75mm	50000H	Ip60	100-120Lm	铝材+透镜
LUKG-011	200W	AC85-265V	Ø500xH75mm	50000H	Ip60	100-120Lm	铝材+透镜
LUKG-01	30W	AC85-265V	Ø500xH75mm	50000H	Ip60	100-120Lm	铝材+透镜
LUKG-02	50W	AC85-265V	Ø500xH75mm	50000H	Ip60	100-120Lm	铝材+透镜
LUKG-03	80W	AC85-265V	Ø500xH75mm	50000H	Ip60	100-120Lm	铝材+透镜
LUKG-04	100W	AC85-265V	Ø500xH75mm	50000H	Ip60	100-120Lm	铝材+透镜



## LED T8 TUBE SERIES



Led T8-Tube Conventional Technical Parameters

Light source	material	Lamp body size	Outer box size	Color Temperature	Box number
20W/1700lm	Glass	1.2m	124.5x17.5x35cm	6500K/4000K	50pcs
15W/1300lm	Glass	0.9m	94.5x17.5x35cm	6500K/4000K	50pcs
10W/800lm	Glass	0.6m	64.5x17.5x35cm	6500K/4000K	50pcs



Led T8-Tube Conventional Technical Parameters

Light source	material	Lamp body size	Outer box size	Color Temperature	Box number
24W/2300lm	Glass	1.2m	124.5x17.5x35cm	6500K/4000K	50pcs
20W/2000lm	Glass	0.9m	94.5x17.5x35cm	6500K/4000K	50pcs
15W/1400lm	Glass	0.6m	64.5x17.5x35cm	6500K/4000K	50pcs



Led T8-Tube Conventional Technical Parameters

Light source	material	Lamp body size	Outer box size	Color Temperature	Box number
28W/2800lm	Glass	1.2m	124.5x17.5x35cm	6500K/4000K	50pcs
20W/2000lm	Glass	0.9m	94.5x17.5x35cm	6500K/4000K	50pcs
15W/1500lm	Glass	0.6m	64.5x17.5x35cm	6500K/4000K	50pcs



## LED METAL BRACKET SERIES



Led Metal bracket Conventional Technical Parameters

Light source	material	Lamp body size	Outer box size	Color Temperature	Box number
1*20W/1.2m	Tin	122x35x15cm	124.5x21x17cm	6500K/4000K	50pcs
1*15W/0.9m	Tin	92x35x15cm	94x21x17cm	6500K/4000K	50pcs
1*10W/0.6m	Tin	62x35x15cm	64x21x17cm	6500K/4000K	50pcs
2*20W/1.2m	Tin	122x43x16cm	124.5x23x11cm	6500K/4000K	50pcs
2*10W/0.6m	Tin	62.5x42x16cm	64x23x11cm	6500K/4000K	50pcs

## PURIFICATION LAMP SERIES



Ultra thin lamp

Light source	material	Lamp body size	Outer box size	Color Temperature	Box number
1*20W/1.2m	Tin	122x35x15cm	124.5x21x17cm	6500K/4000K	50pcs
1*15W/0.9m	Tin	92x35x15cm	94x21x17cm	6500K/4000K	50pcs
1*10W/0.6m	Tin	62x35x15cm	64x21x17cm	6500K/4000K	50pcs



A5 three proofings lamp

Light source	material	Lamp body size	Outer box size	Color Temperature	Box number
1*28W/1.2m	ABS+PC	1250x70x75mm	129x27x16.5cm	6500K/4000K	8pcs
2*20W/1.2m	ABS+PC	1250x100x75mm	129x27x25cm	6500K/4000K	8pcs

Stainless steel hangs Taiwan + stainless steel buckle



#### Introduction&Applications

The filament bulb adopts quality special optical glass and sapphire bracket. 360° beam angle with higher luminance and better performance. Using light gas convection cooling, long service life.

Livingroom, chandelier, crystal lamp, bedroom, etc.

Beam : -30°+40° Life span : 35,000-50,000Hrs Color temperature : 3000K/4000K/6500K



LUKF1



LUKF2



LUKF3



LUKF4

Led Filament bulb Conventional Technical Parameters

Model	Input	Lumen	Power	CR1	SHAPE	Beam angle	LED Filament
LUKF1	200-240V/AC50/60Hz	2W	220lm	Ra≥80	C30/C35	360°	sapphire/ceramics
LUKF2	200-240V/AC50/60Hz	2W	220lm	Ra≥80	C30/C35	360°	sapphire/ceramics
LUKF3	200-240V/AC50/60Hz	4W	420lm	Ra≥80	A60/G45	360°	sapphire/ceramics
LUKF4	200-240V/AC50/60Hz	4W	820lm	Ra≥80	A60	360°	sapphire/ceramics



Led Bulb Conventional Technical Parameters

Model	Power	Material	size (mm)	Luminous	CHIPS	leds (pcs)	Carton size (cm)	Packing Pcs/Carton
LUKBL1	3W	Plastic plus Aluminum	Ø45xØ5	80-100Lm	2835	4	24x24x38.7	100
LUKBL1	5W	Plastic plus Aluminum	Ø60xØ5	80-100Lm	2835	6	26.5x26.5x41.5	100
LUKBL1	7W	Plastic plus Aluminum	Ø60x108	80-100Lm	2835	8	29x29x46.3	100
LUKBL1	9W	Plastic plus Aluminum	Ø60x108	80-100Lm	2835	10	31.5x31.5x49.1	50
LUKBL1	12W	Plastic plus Aluminum	Ø60x117	80-100Lm	2835	14	34x34x51.5	50
LUKBL1	15W	Plastic plus Aluminum	Ø70x123	80-100Lm	2835	16	51x51x36	50



Led Bulb Conventional Technical Parameters

Model	Power	Material	size (mm)	Luminous	CHIPS	leds (pcs)	Carton size (cm)	Packing Pcs/Carton
LUKBL2	7W	Plastic plus Aluminum	Ø60	65-80Lm	2835	8	26.5x26.5x41.5	50
LUKBL2	12W	Plastic plus Aluminum	Ø60	65-80Lm	2835	14	33x33x51	50
LUKBL2	15W	Plastic plus Aluminum	Ø70	65-80Lm	2835	16	38x38x57	50
LUKBL2	18W	Plastic plus Aluminum	Ø80	65-80Lm	2835	20	44x44x59	30
LUKBL2	25W	Plastic plus Aluminum	Ø100	65-80Lm	2835	30	46x46x36	20
LUKBL2	35W	Plastic plus Aluminum	Ø120	65-80Lm	2835	40	51x51x36	20



Led 2835U Bulb Conventional Technical Parameters

Model	color	size (mm)	Lamp holder	Luminous	CHIPS	voltage	Carton size (cm)	Packing Pcs/Carton
LOP-2U 3W	3000/6500	105X38	E14/E27/B22	270Lm	2835	95-265V	41.5x21.5x26	50
LOP-3U 5W	3000/6500	110X43	E14/E27/B22	450Lm	2835	95-265V	44x44x16	50
LOP-3U 7W	3000/6500	130X43	E14/E27/B22	630Lm	2835	95-265V	44x44x16	50
LOP-3U 9W	3000/6500	140X43	E14/E27/B22	810Lm	2835	95-265V	44x44x16	30
LOP-3U 12W	3000/6500	175X52	E27/B22	1080Lm	2835	95-265V	57x29x20	20
LOP-4U 16W	3000/6500	180X58	E27/B22	1440Lm	2835	95-265V	65x33x20.5	20
LOP-4U 24W	3000/6500	225X73	E27/B22	2160Lm	2835	95-265V	81x41x29	20
LOP-4U 32W	3000/6500	260X73	E27/B22	2880Lm	2835	95-265V	81x41x29	20
LOP-5U 40W	3000/6500	270X81	E27/B22	3600Lm	2835	95-265V	89x44.5x30	20



## APC Series/APC系列

Window Mounted Ventilation Fan  
窗窗式换气扇  
Installation: window-mounted  
安装方式: 窗窗  
Material: PP/ABS  
材质: PP/ABS



Names of Parts and Installing Dimensions(mm)

Model	A	B	C	D	E	F
APB15-DK(8")	125	225	62	150	65	174
APB25-DK(8")	155	294	65	184	65	235



## APC Series/APC系列

Window Mounted Ventilation Fan  
窗窗式换气扇  
Installation: window-mounted  
安装方式: 窗窗  
Material: PP/ABS  
材质: PP/ABS




Names of Parts and Installing Dimensions(mm)

Model	A	B	C	D	E	F
APC15-K(4")	100	158	25	90	60	96
APC15-K(5")	120	174	25	90	62	116
APC15-K(6")	150	208	27	108	62	148

Technical parameter

Model	Integrating Area	Power (W)	Max. Air Flow (m <sup>3</sup> /min)	Sound (dB)	Net Wt (kg)	Height (mm)	Depth (mm)	Max. Cable Length (m)	Max. Cable Dia (mm)	
APC15-K(4")	115-240/50-60	12	120	45	2000	2-8	24	52	24.27 2x35	14.0
APC15-K(5")	115-240/50-60	15	180	42	1700	4-7	24	56	34.27 2x39	15.7
APC15-K(6")	115-240/50-60	18	210	45	1500	7-10	10	58	20.8 4x45	16.3



## APB Series/APB系列

Wind Ventilation Fan  
全塑窗窗式  
Installation: wall-mounted  
安装方式: 墙窗  
Material: PP/ABS  
材质: PP/ABS

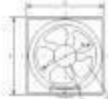


Names of Parts and Installing Dimensions(mm) (Half plastic PP/ABS)

Model	A	B	C	D	E	F
APB15-B1(8")	150	236	130	48	90	62
APB20-B1(8")	200	294	114	50	240	65
APB25-B1(8")	250	344	120	50	290	70
APB30-B1(8")	300	390	136	50	340	60

Technical Data: (Full Plastic PP/ABS)

Model	Integrating Area	Power (W)	Max. Air Flow (m <sup>3</sup> /min)	Sound (dB)	Net Wt (kg)	Height (mm)	Depth (mm)	Max. Cable Length (m)	Max. Cable Dia (mm)	
APB15-B1	115-240/50-60	23	270	38	1350	10-10	0	70	6x25 6x27	19.9
APB20-B1	115-240/50-60	28	310	40	1280	16-25	0	85	6x32 6x35	12.4
APB25-B1	115-240/50-60	36	330	44	1100	26-35	0	72	44 6x37 6	14.3
APB30-B1	115-240/50-60	43	1100	48	1050	35-40	0	74	54x2 6x45	19.8



## APB Series/APB系列

Wind Ventilation Fan  
全塑窗窗式  
Installation: wall-mounted  
安装方式: 墙窗  
Material: PP/ABS  
材质: PP/ABS



Names of Parts and Installing Dimensions(mm)

Model	A	B	C	D	E	F
APB15-DK(8")	120	228	62	150	65	174
APB20-DK(8")	155	294	65	184	65	235

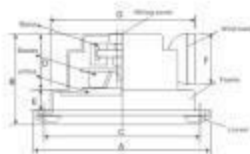
Technical parameter

Model	Integrating Area	Power (W)	Max. Air Flow (m <sup>3</sup> /min)	Sound (dB)	Net Wt (kg)	Height (mm)	Depth (mm)	Max. Cable Length (m)	Max. Cable Dia (mm)	
APB15-DK	115-240/50-60	24	260	40	1350	10-10	0	62	8.50 4x25 2	14.9
APB20-DK	115-240/50-60	30	460	42	1250	16-25	0	62	8.50 6x32 2	15



## BPT Series/BPT系列

Ceiling Vent-type Ventilation Fan  
 天花板吸顶式排气扇  
 Installation - Ceiling mounted  
 安装方式: 天花板  
 Material: ABS+PC  
 材质: ABS+PC



Names of Parts and Installing Dimensions(mm)

Model	A	B	C	D	E	F	G
BPT10-10A/P(8")	196	124	170	108	25	84	170
BPT10-12A/P(8")	245	164	225	123	30	98	200
BPT10-15A/P(10")	270	164	250	127	30	98	230
BPT10-25A/P(12")	320	164	300	127	30	98	290
BPT12-30A/P(14")	340	194	320	130	30	118	310

Technical parameter

Model	Rating Voltage (VAC)	Phase (W)	Ex Delivery (mm)	Room (L)	Rpm	m <sup>3</sup>	IPac (Tb)	Packing (spec/CM)	Total Weight (kg)
BP10-10A/P(8")	110-240V50-60	18	380	32	1300	4-7	12	79.5x42.4x22.2	16.5
BP10-12A/P(8")	110-240V50-60	24	480	38	1250	7-15	8	71.3x53x27.5	14.0
BP10-15A/P(10")	110-240V50-60	30	600	40	1250	15-20	8	73x57.2x29.6	15.3
BP10-25A/P(12")	110-240V50-60	36	720	42	1200	20-25	4	72x42.6x36.8	10.0
BP12-30A/P(14")	110-240V50-60	48	1100	45	1100	25-30	4	85x42.6x 42.8	11.5

CIE1931 色品图 (色度图)

